

# THE LIGHT

lighting design & consulting

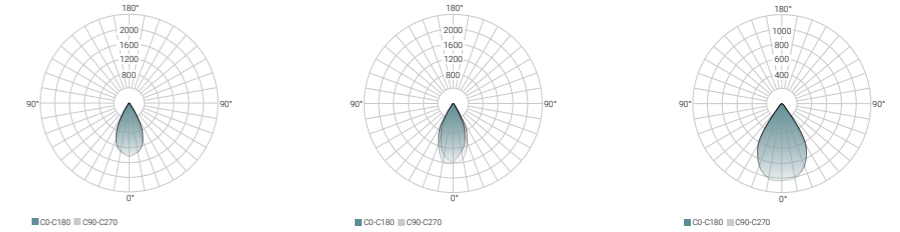


# DOT


IP 54	IK 02	~220- ~240V	≤3 MacAdam
CE	50-60 Hz	RGO EN62471	Lifetime 50.000h L80B10

POWER (W)	CUTOUT (mm)	DIAMETER (mm)	CRI	BEAM ANGLE (°)	LUMEN 4000K (lm)	HEIGHT (mm)	WEIGHT (kg)
13	75	84	90	50	800	72	0,28
15	100	110	80	50	1400	79	0,42
21	100	110	90	50	1500	79	0,42
21	150	160	90	50	1900	100	0,85
28	150	160	90	50	2500	100	0,85

## LIGHT DISTRIBUTION



## VARIATIONS & COLOURS




## PRODUCT CODE

Code ordering example – **DOT100-13W-830-1F-B**

Product family	Cutout (mm)	Type	Colour rendering index	Colour temperature	Control gear	Surfaced finish	
DOT	DOT	75 Small	13W Small	8 CRI>80	27 2700K	1F nonDIM	W White
	100 Medium	15W Medium	9 CRI>90	30 3000K	1D DALI	B Black	
	150 Large	21W Medium/Large		40 4000K	1B CASAMBI	* Custom	
		28W Large					

## Dots everywhere

The DOT downlight series can be perfectly integrated into any architecture and convinces with harmonious lighting, e.g. in entrance halls, corridors, offices, conference rooms and in many other application areas. The housing is made of powder-coated die-cast aluminium and is available in white and black.



The manufacturer reserves all rights to make changes in materials and components used in production of lighting fittings.

THE LIGHT  
lighting design & consulting

info@thelight.sk, www.thelight.sk